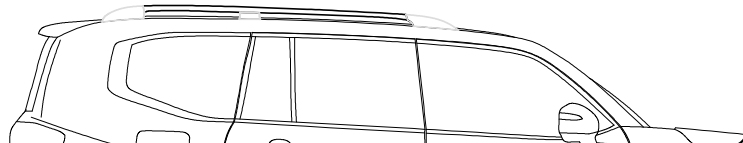
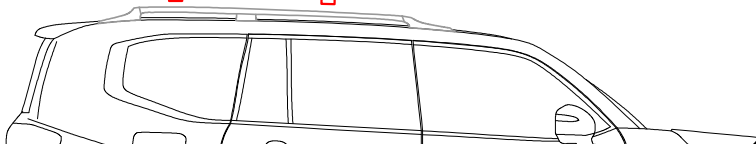
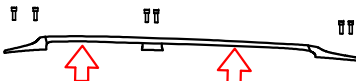


Remove the original rails covers whit care.



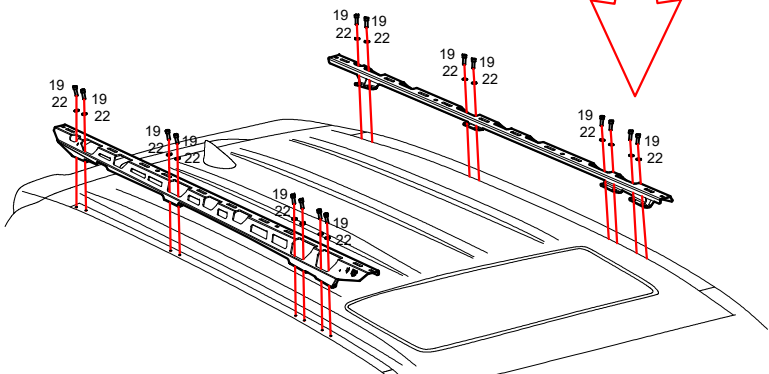
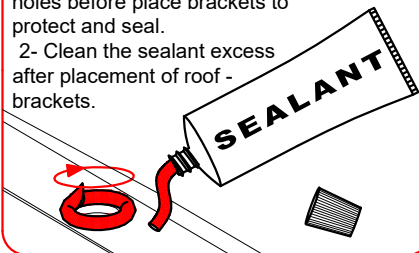
Remove the original bolts and original rails racks.



Fit side under rails with Allen cap M8 in original holes and tighten.

- 19 M8 X 25 Allen cap. X16
- 22 M8 Washer X16

- 1- Use SEALANT around all roof holes before place brackets to protect and seal.
- 2- Clean the sealant excess after placement of roof - brackets.

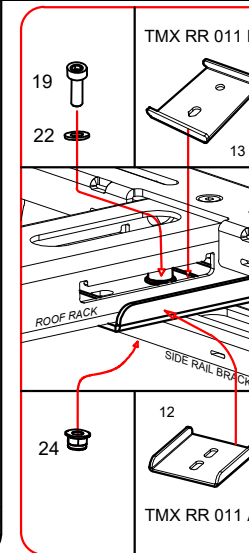
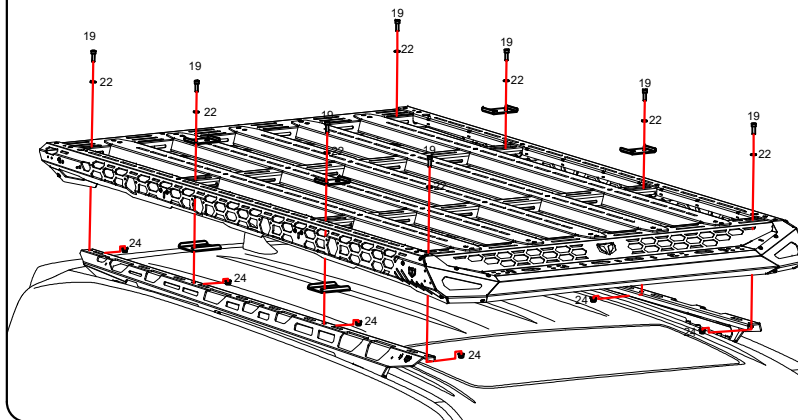


TOYOTA LC 300 104033



TMX RR 104032 BRACKET BOLT KIT			
Item N°	Part	Description	Qty
24	M8 1,25 flange nylock nut		8
19	M8 1.25 X 25 Allen cap		24
22	M8 washer		24

- 19 M8 X 25 Allen Cap X 8
- 22 M8 Washer X 8
- 24 M8 Nylock Flange nut X 8



Tighten all M8 Allen cap bolts and M8 nuts using 6mm Allen key and 13mm Wrench.



DONE!

